

Association between urinary potassium excretion and blood pressure: A systematic review and meta-analysis of observational studies

Rahele Ziaei^{1,2}, Gholamreza Askari², Sahar Foshati^{1,3}, Hamid Zolfaghari², Cain C T Clark⁴,
 Mohammad Hossein Rouhani²

¹Students' Research Committee, School of Nutrition and Food Science, Isfahan University of Medical Sciences, Isfahan, Iran, ²Department of Community Nutrition, Food Security Research Center, School of Nutrition and Food Science, Isfahan University of Medical Sciences, Isfahan, Iran, ³Department of Clinical Nutrition, Food Security Research Center, School of Nutrition and Food Science, Isfahan University of Medical Sciences, Isfahan, Iran, ⁴Centre for Intelligent Healthcare, Coventry University, Coventry, England

Background: The evidence base regarding the association between urinary potassium and blood pressure (BP), or risk of hypertension, is inconsistent. Therefore, we sought to conduct a qualitative and quantitative literature review on the association between potassium excretion and BP. **Materials and Methods:** Medline, Scopus, Web of Science, Science Direct, and Google Scholar were searched up to June 2020. All observational studies that reported BP and measured potassium excretion in overnight or 24-h urine samples were included. Correlation coefficients, mean urinary potassium excretion, and odds ratio (ORs) of hypertension were extracted from the included studies. There were no language or publication date restrictions. **Results:** Overall, twelve observational studies, including 16,174 subjects, were identified for inclusion in the present meta-analysis, and 21 effect sizes were extracted. Pooled mean potassium excretion was 3.46 mmol/24 h higher in normotensive individuals compared with hypertensive subjects (95% confidence interval [CI]: 0.61, 6.31). High urinary potassium excretion was not associated with the risk of hypertension (OR: 0.95; 95% CI: 0.79, 1.13). The pooled correlation coefficient between BP and urinary potassium was not significant (ES: 0.01; 95% CI: -0.03, 0.05). However, a subgroup analysis by age indicated a significant positive correlation between urinary potassium and systolic BP in children (ES: 0.12; 95% CI: 0.04, 0.19). **Conclusion:** 24 h urinary potassium excretion was not correlated to BP and risk of hypertension. In contrast, mean urinary potassium excretion was higher in normotensive individuals compared with hypertensive counterparts. Future studies should focus on the association between different sources of dietary potassium and BP.

Key words: Blood pressure, potassium excretion, urinary potassium

How to cite this article: Ziaei R, Askari G, Foshati S, Zolfaghari H, Clark CC, Rouhani MH. Association between urinary potassium excretion and blood pressure: A systematic review and meta-analysis of observational studies. *J Res Med Sci* 2020;25:116.

INTRODUCTION

Hypertension is regarded as one of the leading modifiable causes of morbidity and mortality worldwide, affecting approximately 1.39 billion adults, and the prevalence is predicted to increase by at least 30% by 2025.^[1] Nearly 40% of people aged >25 years worldwide are reported to suffer from hypertension.^[2] Lifestyle determinants, including dietary factors, profoundly impact blood pressure (BP) and the risk of hypertension.^[3] Although dietary interventions for the prevention and management

of hypertension have predominantly focused on the reduction of sodium intake, many other dietary factors, such as adequate intake of potassium, calcium, and magnesium, should be considered as part of a healthy diet for patients with hypertension.^[4] Several studies have reported that the effects of nonsalt components of a healthy diet, such as adequate potassium, magnesium, and calcium consumption, produced more favorable improvements in BP than reducing salt intake.^[5,6] Potassium is an essential mineral in BP regulation, and it can modulate the adverse effects of sodium on

Access this article online

Quick Response Code:



Website:

www.jmsjournal.net

DOI:

10.4103/jrms.JRMS_167_20

This is an open access journal, and articles are distributed under the terms of the Creative Commons Attribution-NonCommercial-ShareAlike 4.0 License, which allows others to remix, tweak, and build upon the work non-commercially, as long as appropriate credit is given and the new creations are licensed under the identical terms.

For reprints contact: WKHLRPMedknow_reprints@wolterskluwer.com

Address for correspondence: Dr. Mohammad Hossein Rouhani, Department of Community Nutrition, Food Security Research Center, School of Nutrition and Food Science, Isfahan University of Medical Sciences, Isfahan, Iran. E-mail: sm_rouhani2003@nutr.mui.ac.ir

Submitted: 11-Mar-2020; **Revised:** 19-May-2020; **Accepted:** 28-Jul-2020; **Published:** 30-Dec-2020

BP.^[7] Several epidemiologic and intervention studies have reported an inverse correlation between potassium intake, BP, and the prevalence of hypertension.^[8-10]

Accuracy of measuring daily intake of potassium is one of the greatest concerns in epidemiologic studies.^[10,11] Although most studies utilize self-reported measurement of dietary intake, such methods are inherently limited by participant ability to recall detailed information on foods, beverages, and portion sizes.^[10] Serum potassium concentration and 24 h urinary potassium excretion are two biomarkers of potassium intake,^[12,13] and given that serum potassium is strictly controlled by physiological pathways, 24 h urine is recommended as the gold standard for measuring potassium intake.^[10,14]

Serum potassium level, both below and above the normal range, has been associated with adverse clinical outcomes, including hypertension.^[15] The association between 24 h urinary potassium excretion and BP has been investigated in several epidemiologic studies,^[2,10,14] however, results have been inconsistent. Indeed, some studies have shown a negative association between potassium excretion and BP,^[2,14,16-18] while, in contrast, others have reported a null or a positive relation between urinary potassium and BP.^[19-22] To the authors knowledge, there is no comprehensive systematic review and meta-analysis that has explored the relationship between 24 h urinary potassium and BP. Thus, the aim of the present study was to conduct a systematic review and meta-analysis based on published observational data regarding the association between urinary potassium excretion and BP or risk of hypertension.

MATERIALS AND METHODS

Search strategy

This study was planned, conducted, and reported according to the Meta-Analysis of Observational Studies in Epidemiology guidelines.^[23] Electronic databases, including Medline, Scopus, Web of Science, ScienceDirect, and Google Scholar were searched from inception to June 2030. The following search terms were used: (“potassium excretion” [Title/Abstract] OR “urinary potassium” [Title/Abstract] OR “urine potassium” [Title/Abstract] OR “urinary cations” [Title/Abstract]) OR “potassium intake” [Title/Abstract]) OR “potassium status” [Title/Abstract] AND (“blood pressure” [MeSH] OR “systolic blood pressure” [Title/Abstract] OR “diastolic blood pressure” [Title/Abstract] OR “hypertension” [MeSH] OR “high blood pressure” [Title/Abstract]) OR “Cardiovascular events” [Title/Abstract]) OR “chronic disease” [Title/Abstract]). No other restrictions were imposed in the literature search, and the reference lists of

all relevant original and review articles were also searched manually.

Study selection

In the first round of screening, the title and abstract of all retrieved articles were independently evaluated by two authors (R.Z and S.F) to identify eligible studies. In the second round of screening, full text of publications identified for further evaluation were reviewed. Any disagreements between authors were discussed and resolved by consensus. All observational studies that reported the association between BP and potassium excretion, in overnight or 24 h urine samples, were included. Duplicate publications, reviews, experimental researches, letters, comments, editorials, case reports, conference reports, and studies that measured urinary potassium excretion in a spot urine samples, respectively, were excluded.

Data extraction

Characteristics of eligible articles including the first author’s last name, publication year, study location, total and gender-specific sample size, mean age, study design, follow-up duration, urine sample collection method, reported statistics, adjusted confounders, and main findings were extracted and tabulated. The correlation coefficient between urinary potassium excretion and systolic BP (SBP) and diastolic BP (DBP) BP, mean and standard deviation or standard error of urinary potassium excretion in normotensive and hypertensive individuals, and risks of hypertension in the highest category of urinary potassium excretion were also extracted from eligible articles.

Quality assessment

The methodological quality of included studies was assessed using the Newcastle–Ottawa Scale. This scale consists of three categories: Selection, comparability, and exposure or outcome. Total quality score can range from 0 to 9 for case–control and cohort studies, and from 0 to 10 for cross-sectional studies. In general, studies that were scored ≥ 7 were considered as high quality.^[24,25]

Statistical analysis

Reported standard errors were converted to standard deviations, and all units for means \pm standard deviations were converted to mmol/day.^[26] Log-transformed odds ratios (ORs) of hypertension across different categories of urinary potassium excretion were used to calculate appropriate effect sizes. The overall risk of hypertension was estimated by pooling the reported and calculated ORs. The analysis was performed separately for means and risk of hypertension.

Overall effect sizes were calculated by pooling the effect sizes derived from each study. When the number of effect

sizes was <5 , the overall effect sizes were estimated using a fixed-effects model.^[27] Otherwise, a random-effects model was used to pool effect sizes. Between-study heterogeneity was assessed using the I-squared (I^2) statistic. In the case of significant between-study heterogeneity, subgroup analysis was conducted to investigate the potential sources of heterogeneity. Between-subgroup heterogeneity was evaluated using a fixed-effects model. Sensitivity analysis was carried out to test the robustness of the pooled results, while Begg's rank correlation test and Egger's linear regression test, respectively, were used to detect potential publication bias. When publication bias was significant, a trim-and-fill analysis was performed to determine the possible impact of publication bias. All statistical analyses were performed using Stata software (version 11.2, Stata Corporation, College Station, Texas, USA); additionally, analyses were two-tailed, and statistical significance was set at $P < 0.05$, *a priori*.

RESULTS

A flow diagram of the study selection process is shown in Figure 1. Finally, 22 articles were included in the present study.^[10,14,17,19-22,28-42]

Characteristics of eligible studies are reported in Table 1. Eighteen studies^[10,17,19,21,22,30-42] used a cross-sectional design, two were case-control studies,^[28,29] and two had a cohort design.^[14,20] Cohort studies enrolled healthy subjects, case-control studies used healthy subjects in control groups and hypertensive subjects in case groups, and cross-sectional studies included both healthy and hypertensive participants. All studies enrolled adults, except for two studies which recruited subjects aged <18 years old.^[33,38] Although most studies used 24 h urinary collections for potassium excretion measurement,^[10,14,17,19,21,22,29,30,33-35,37-39,41,42] 6 studies used an over-night urinary specimen.^[20,28,31,32,36,40] Study bias assessment showed that most studies were of high

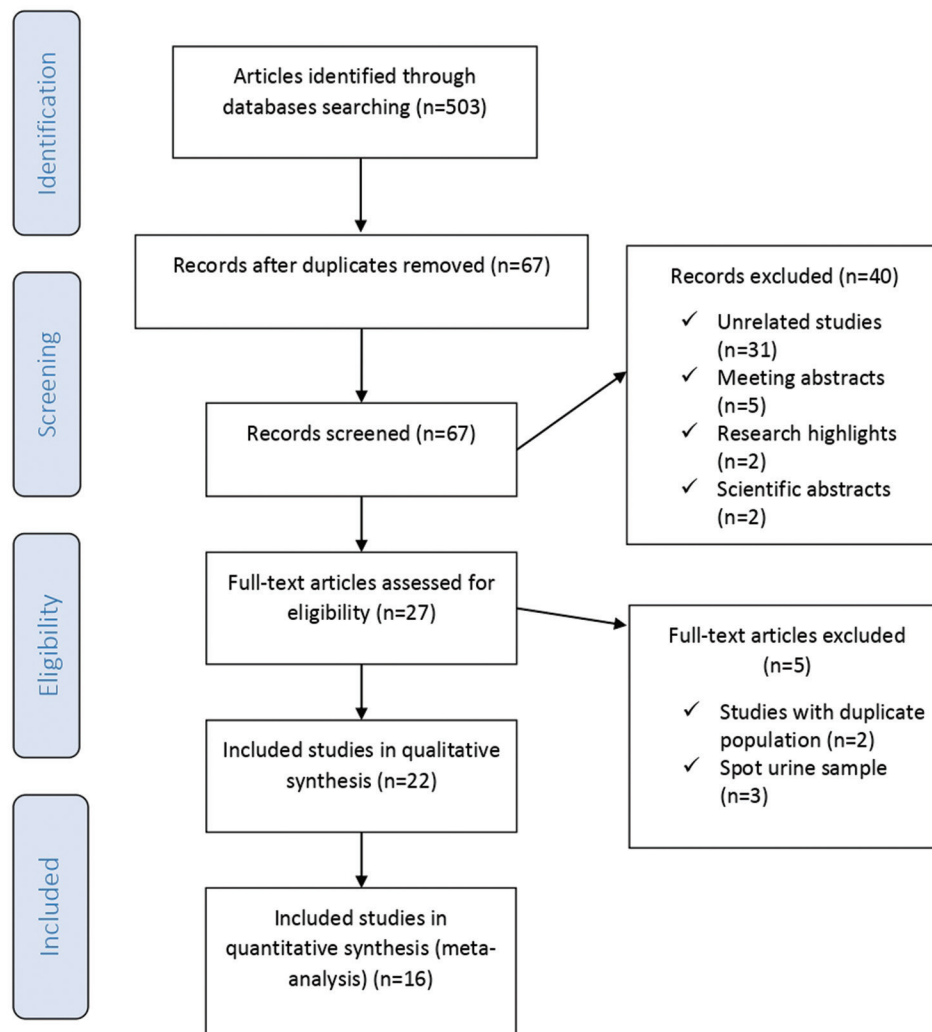


Figure 1: Flow chart of the study selection process

Table 1: Characteristics of studies included in the systematic review of the relationship between urinary potassium excretion and blood pressure

First author (publication year)	Country	Sample size (male/female)	Mean age (years)	Study design	Follow-up duration (years)	Method of urine collection	Extracted statistics	Adjustment for potential confounders	Main results	Quality score*
Staessen (1983)	Belgium	688 (355/333)	34.4	Cross-sectional	-	24-hour urine	Correlation coefficient	Partial	No significant association	7/10
Hoosen (1985)	South Africa	583 (320/263)	41.4	Case-control	-	Overnight urine	Mean urinary potassium excretion	Partial	No significant difference	5/9
Bulpitt (1986)	England	618 (459/159)	45.3	Cross-sectional	-	24-hour urine	Correlation coefficient	Partial	Significant negative association in men and significant positive association in women	7/10
Zhu (1987)	China	148 (148/0)	7.5	Cross-sectional	-	24-hour urine	Correlation coefficient	Full	No significant association	8/10
Rose (1988)	International	10079 (5045/5034)	39.5	Cross-sectional	-	24-hour urine	-	Full	Significant negative association	8/10
Liu (1990)	China	3251 (1638/1613)	39.5	Cross-sectional	-	Overnight urine	Correlation coefficient	Full	Significant positive association with SBP in men	7/10
Klag (1995)	China	831 (831/0)	37.6	Cross-sectional	-	Overnight urine	-	Partial	Significant negative association	7/10
Tian (1995)	China	663 (328/335)	43.5	Cross-sectional	-	24-hour urine	-	Full	Significant negative association with SBP	8/10
Nakagawa (1999)	Japan	503 (246/257)	39.5	Cross-sectional	-	24-hour urine	Correlation coefficient	Full	Significant negative association	8/10
Maldonado-Martin (2002)	Spain	553 (274/279)	10.3	Cross-sectional	-	24-hour urine	Correlation coefficient	Unadjusted	Significant positive association with SBP	6/10
Jan (2006)	Kashmir	237 (115/122)	39.4	Case-control	-	24-hour urine	-	Unadjusted	No significant difference	5/9
Chien (2008)	Taiwan	1520 (729/791)	52.0	Cohort	7.9	Overnight urine	Correlation coefficient and risk of hypertension	Full	Significant positive association with DBP	7/9
Yamasue (2008)	Japan	85 (43/42)	63.5	Cross-sectional	-	Overnight urine	Significant negative association with HTN risk	Full	No significant association	5/10
Tayo (2012)	Nigeria, Jamaica, and United States	2704 (1217/1487)	39.9	Cross-sectional	-	24-hour urine	-	Full	Significant negative association	8/10
Kieneker (2014)	Netherlands	5511 (2499/3012)	51.5	Cohort	7.6	24-hour urine	Risk of hypertension	Full	Significant negative association with HTN risk	9/9

Contd...

Table 1: Contd...

First author (publication year)	Country	Sample size (male/female)	Mean age (years)	Study design	Follow-up duration (years)	Method of urine collection	Extracted statistics	Adjustment for potential confounders	Main results	Quality score*
Yan (2015)	China	1948 (NR/NR)	41.4	Cross-sectional	-	24-hour urine	Mean urinary potassium excretion and risk of hypertension	Full	Significant negative association with HTN risk	9/10
Jackson (2018)	United States	766 (373/393)	44.5	Cross-sectional	-	24-hour urine	Mean urinary potassium excretion and risk of hypertension	Full	Significant negative association with HTN risk	9/10
Deng (2020)	China	584(278/306)	53.4	Cross-sectional	-	24-hour urine	Mean urinary potassium excretion in hypertensive and non-hypertensive adults	Full	Significantly higher level of urine potassium in hypertensive patients	9/10
Lemougou (2018)	Cameroon	300 (165/135)	35	Cross-sectional	-	Overnight urine	Correlation coefficient	Partial	Urinary potassium excretion was not related to blood pressure	8/10
Modesti (2018)	Italy	319 (165/154)	49.4	Cross-sectional	-	24-hour urine	Mean urinary potassium excretion and hypertension	Partial	No significant association	7/10
Ge	China	1906 (991/914)	42.9	Cross-sectional	-	24-hour urine	Risk of elevated blood pressure	Full	No significant association	8/10
Moliterno (2018)	Uruguay	149 (60/89)	54.5	Cross-sectional	-	24-hour urine	Mean urinary potassium excretion in hypertensive and normotensive adults	Full	Mean potassium Excretion was similar in hypertensive and normotensive individuals	9/10

*Based on the Newcastle–Ottawa Scale. DBP=Diastolic blood pressure. HTN=Hypertension, NR=Not reported, SBP=Systolic blood pressure

quality.^[8,10,14,17,20-22,30-32,34,35,37-42] Six studies were conducted using partial adjustment,^[19,22,28,31,40,41] fourteen studies with full adjustment,^[10,14,17,20,21,32,34-36,38,39,42-44] and in two studies, correlation coefficients were reported without any adjustments.^[29,33] Factors which were adjusted are as follows; age, body mass index, sex, alcohol intake, total energy intake, each of the other dietary electrolytes, smoking status, plasma aldosterone, physical activity, antihypertensive medication use, and waist circumference.

Eight studies reported no significant association between urinary potassium concentrations and BP.^[21,22,28,31,36,38,40,41] Mean 24 h urinary potassium was not significantly different between normotensive and hypertensive individuals in 3 studies.^[28,29,42] Although eight studies reported a significant negative correlation between urinary potassium and BP,^[10,14,17,30,31,34,35,37] three studies showed a positive association.^[20,33,39] Furthermore, the results were inconsistent between men and women in one study.^[19]

Pooled correlation coefficient

Sixteen studies were eligible for meta-analysis^[10,14,17,19-22,28,32,33,36-40,42] and 22 effect sizes were extracted ($n = 19261$). The correlation coefficient between urinary potassium excretion and SBP or DBP was reported in 10 studies (11 effect sizes).^[17,19,20,22,32,33,36,38,40] As shown in Figure 2, the pooled correlation coefficient between DBP and urinary potassium excretion was not significant (ES: 0.02; 95% confidence interval [CI]: -0.02, 0.05), with no significant heterogeneity ($I^2 = 33.1\%$; $P = 0.134$). Although a comparable result was obtained for SBP (ES: -0.01; 95% CI: -0.06, 0.04), between-study heterogeneity was high in this case ($I^2 = 73.9\%$; $P < 0.001$). Therefore, we ran a subgroup analysis based on gender, region, age, and type of urine

sample. Although studies conducted on children (<18 years) showed a significant positive correlation between urinary potassium and SBP (ES: 0.12; 95% CI: 0.04, 0.19), results indicated no significant correlation in adults (ES: -0.03; 95% CI: -0.08, 0.02) [Figure 3]. Heterogeneity was not significant in the children subgroup ($I^2 = 0.0\%$; $P = 0.84$), however, it was high in the adult subgroup ($I^2 = 73.9\%$; $P = 0.000$). In addition, between-subgroup heterogeneity was high ($P = 0.001$). Subgroup analysis based on type of urine sample is shown in Figure 4. Accordingly, the overall effect size of studies which used 24 h (ES: -0.01; 95% CI: 0.09, 0.07) or overnight urinary samples (ES: 0.01; 95% CI: 0.02, 0.04) reported no correlation between urinary potassium and both SBP and DBP. Although there was no significant heterogeneity in the overnight urine sample subgroup ($I^2 = 0.0\%$; $P = 0.683$), heterogeneity in the 24 h urine sample subgroup was high ($I^2 = 79.9\%$; $P < 0.001$). Further subgroup analysis which did not attenuate heterogeneity is displayed in Table 2.

Mean urinary potassium in normotensive versus hypertensive subjects was reported in 5 studies ($n = 4030$). As shown in Figure 5, mean potassium excretion was 3.31 mmol/24 h higher in normotensive individuals, compared with hypertensive subjects (95% CI: 1.22, 5.39). We did not observe any significant heterogeneity ($I^2 = 0.0\%$; $P = 0.944$).

The association between urinary potassium and risk of hypertension was reported in 5 studies ($n = 11651$). There was no association between urinary potassium excretion and risk of hypertension (OR: 0.12; 95% CI: -0.35, 0.10), and between-study heterogeneity was significant ($I^2 = 64.4\%$; $P = 0.024$) [Figure 6].

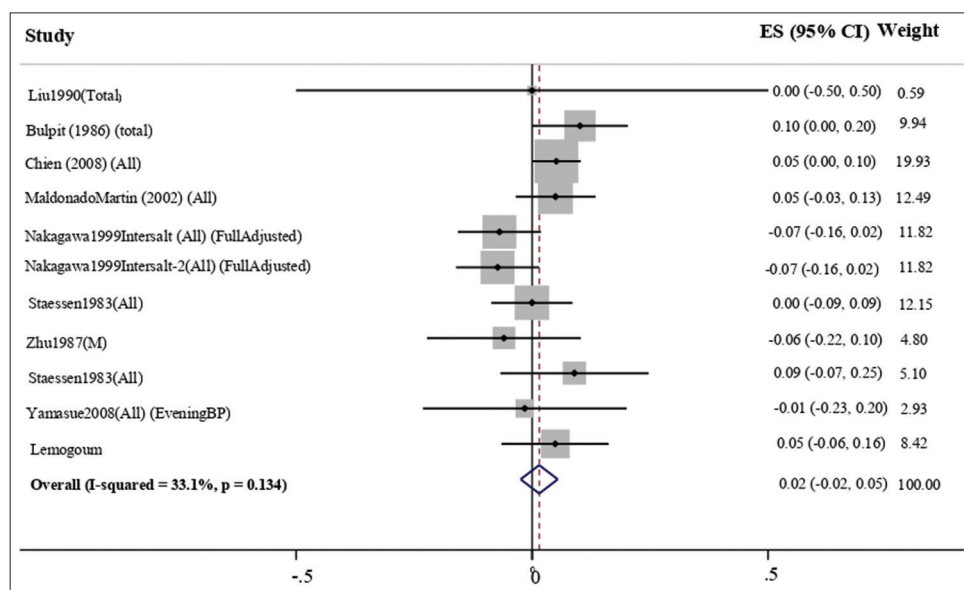


Figure 2: Forest plot demonstrating pooled correlation coefficient between diastolic blood pressure and urinary potassium excretion. Pooled effect was calculated using a random effects model

Sensitivity analysis and publication bias

Overall correlation coefficients for both SBP and DBP were not changed after removing each study, individually, and the same results were obtained for risk of hypertension. In contrast, pooled mean urinary potassium was significantly changed after omission of the study by Jackson *et al.*^[10]

No publication bias was detected for SBP (Begg's: $P=0.721$; Egger's: $P=0.563$), DBP (Begg's: $P=0.581$; Egger's: $P=0.923$), and mean urinary potassium excretion (Begg's: $P=0.142$; Egger's: $P=0.225$). However, there was significant publication bias in studies that reported risk of hypertension (Begg's: $P=0.042$; Egger's: $P=0.06$). Trim-and-fill analysis was conducted and no trimming was performed.

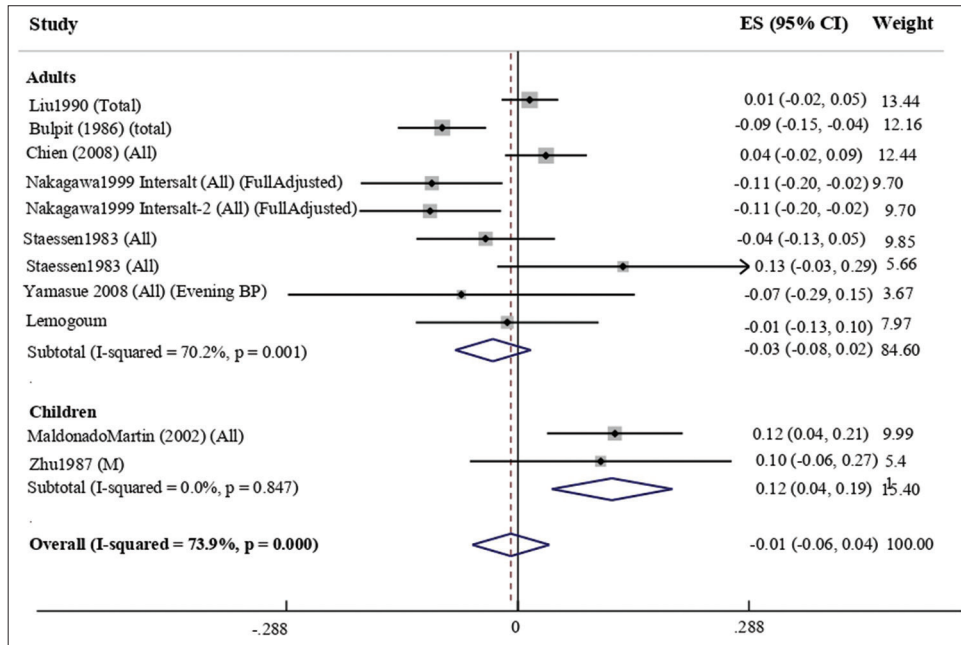


Figure 3: Forest plot demonstrating pooled correlation coefficient between systolic blood pressure and urinary potassium excretion stratified by age. Pooled effect was calculated using a random effects model

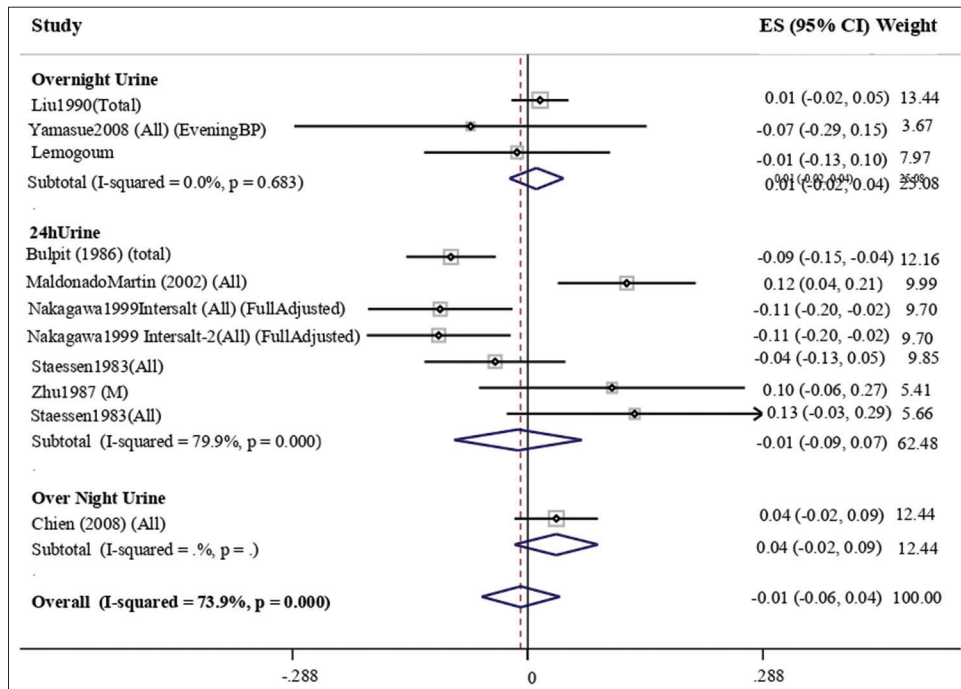


Figure 4: Forest plot demonstrating pooled correlation coefficient between systolic blood pressure and urinary potassium excretion stratified by type of urine sample. Pooled effect was calculated using a random effects model

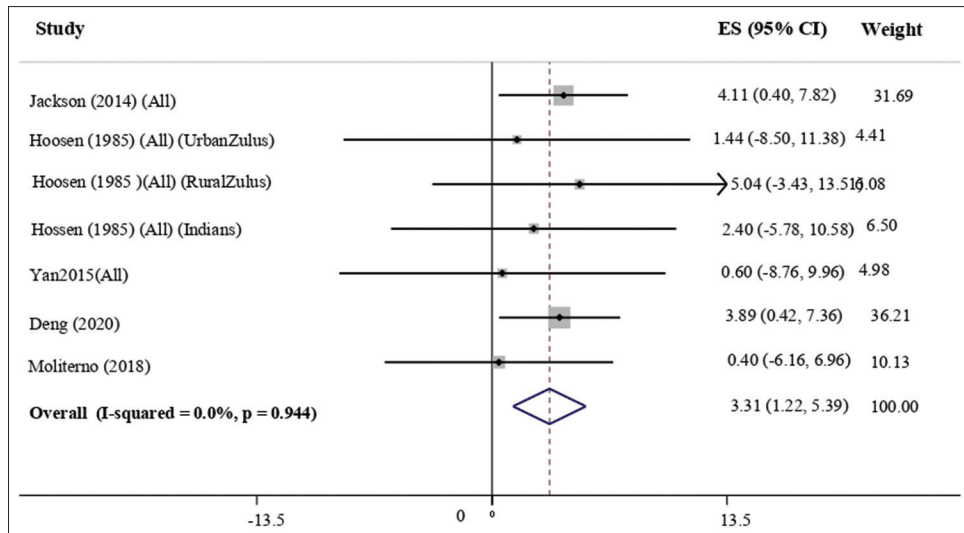


Figure 5: Forest plot demonstrating overall effect of association between blood pressure and mean urinary potassium excretion in normotensive and hypertensive individuals. Pooled effect was calculated using a random effects model

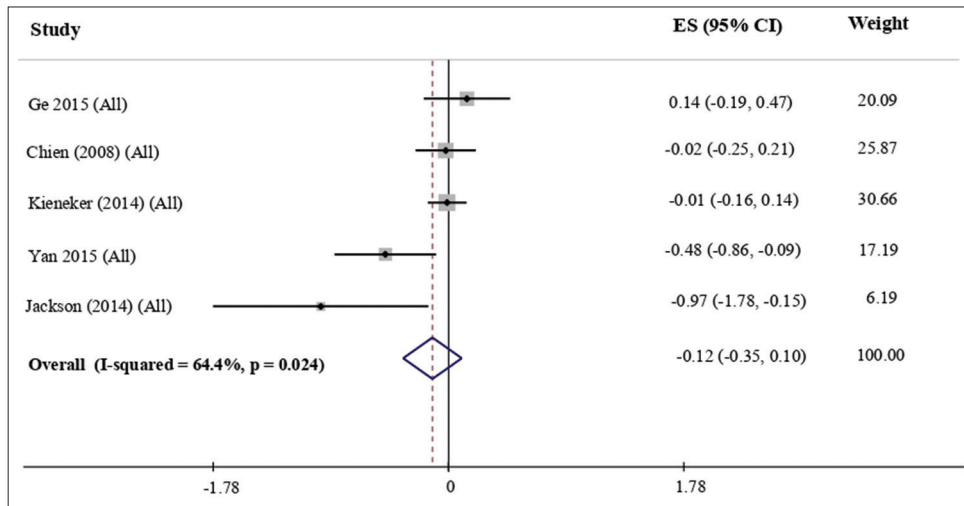


Figure 6: Forest plot demonstrating pooled the association between urinary potassium excretion and risk of hypertension. Pooled odds ratio was calculated using a fixed-effects model

DISCUSSION

The results of this meta-analysis revealed that BP is not significantly correlated with 24 h urinary potassium excretion. However, we found a positive correlation between SBP and urinary potassium excretion in children. The mean urinary potassium excretion was significantly higher in normotensive individuals than hypertensive patients, and the risk of hypertension had no association with potassium excretion. To the authors' knowledge, this is the first systematic review and meta-analysis to have assessed the relationship between 24 h urinary potassium excretion and BP.

Urinary samples are an important tests utilized to assist in the diagnosis, prognosis, and determination of treatment strategy.^[45] A 24 h urine specimen is regarded as the gold standard for the measurement of dietary potassium intake

in a healthy population,^[14] in addition to yielding detailed information regarding the circadian variation in the urinary excretion of potassium.^[46]

In the present study, and in contrast to adults, a positive correlation between SBP and potassium excretion was observed in children. Renal ability to excrete potassium is fully developed in early childhood. Therefore, potassium intake is expected to have a comparable relationship with BP in children and adults.^[47] Indeed, our results must be interpreted with caution due to two reasons. (1) There was a limited number of studies in this field;^[33,38,48,49] (2) Most included studies reported unadjusted correlation coefficients, and we did not include regression coefficients adjusted for confounders in our analysis. Therefore, it is conceivable that the observed correlation between potassium excretion and SBP in children was confounded

Table 2: Subgroup analysis to assess the correlation between systolic blood pressure and urinary potassium excretion

Subgroups	Studies (n)	Effect size	I ² (%)	P heterogeneity	P between subgroup heterogeneity
Region					
Asian	6	-0.02 (-0.08, 0.04)	68.7	0.007	0.354
European	3	0.02 (-0.1, 0.14)	86	<0.001	
Gender					
Male	6	0.02 (-0.11, 0.14)	89.2	<0.001	0.179
Female	5	0.04 (-0.02, 0.11)	40.4	0.152	
Both	4	-0.06 (-0.15, 0.14)	75.6	0.006	
Age group					
Children	2	0.12 (0.04, 0.19)	0.0	0.847	0.001
Adults	8	-0.03 (-0.08, 0.02)	74	<0.001	
Type of urine sample					
Overnight urine sample	3	0.02 (-0.01, 0.05)	0.0	0.583	0.006
24-hour urine sample	7	-0.01 (-0.09, 0.07)	79.9	<0.001	

by covariates; nevertheless, further studies into the specific relationship in children should be conducted.

Pooled mean urinary potassium was 3.46 mmol/24 h higher in normotensive individuals compared with hypertensive subjects. The normal range of urinary potassium concentration is between 25 and 125 mmol/24 h (diet dependent).^[50] therefore, the observed difference between normotensive subjects and hypertensive patients is <4% of variation in normal range of urinary potassium. Although our finding is statistically significant, it seems likely that it has no clinical significance.^[51,52]

In contrast to our study, which included observational research, meta-analyses of clinical trials have reported that increased potassium intake (dietary + supplement) can yield a beneficial effect on BP.^[47,53-55] We detected a small difference in potassium excretion between normotensive participants compared with hypertensive counterparts, however, notwithstanding this difference, it was not sufficient to elicit any change in BP. In contrast, however, potassium intake was markedly increased by nutritional intervention. Empirical data suggests that 12 weeks dietary intervention can result in a mean increase in 24 h urinary potassium excretion of 45 mmol.^[56] Therefore, a nutritional intervention is capable of eliciting a significant difference in potassium intake, and consequently, BP.

Although 24 h potassium excretion is considered the gold standard for estimating ingested potassium, it has some limitations: (1) It does not and cannot reflect long-term dietary potassium intake,^[57] (2) It cannot cover day-to-day variation in potassium intake. Therefore, a single 24 h urine sample is prone to random measurement error, which can overestimate or underestimate the actual potassium intake. It has been recommended that using multiple 24 h urine samples may

provide a more reliable estimate,^[14] (3) There are concerns regarding the adequacy of 24 h urine sample collection. Indeed, some evidence highlights that under-collection of 24 h urine sample is prevalent,^[58] (4) Intestinal absorption efficacy of dietary potassium is variable among individuals. For instance, on average, 73.7%–80.3% of dietary potassium is absorbed,^[59] thus, the concentration of potassium in a 24-h urinary sample may be not equal to ingested potassium. Given the above limitations, it is, therefore, imperative that findings manifest using 24 h urinary potassium excretion should be interpreted with caution.

To the best of our knowledge, this was the first systematic review and meta-analysis to have investigated the association between 24 h urinary potassium excretion and BP, as well as risk of hypertension, and represents a major strength. Indeed, a further strength of our study was the use of a comprehensive subgroup analysis. Furthermore, according to Egger's test and Begg's test, our findings were not affected by publication bias. Moreover, we tried to analyze all the possible reported data including OR, correlation coefficient and mean difference. Despite the aforementioned strengths, there are some limitations that must be considered. A significant heterogeneity was detected in sub-group analysis, suggesting that some results may not be reliable, and require further investigation. Although we included all reported potential sources of heterogeneity, there are still some factors which should be considered in future studies (e.g., of 24 h urinary sodium concentration, the dietary origin of potassium and participants' medication history). The greatest impact of dietary potassium intake on SBP has been reported in individuals with high sodium consumption,^[47] highlighting that it is important to measure both sodium and potassium simultaneously.^[60] Dietary sources of potassium excreted in urine were not reported in most studies, which could viably have impacted some results. In addition to potassium rich foods, such as fruits and vegetables, there are some

potassium-based food additives (e.g., potassium sorbate) found in processed cheese, yogurt, beverage, processed meat, cake, and pastry, which can influence the amount of potassium excreted in the urine.^[61] The authors advocate that the use of antihypertensive treatments should be carefully considered in future studies.

CONCLUSION

In conclusion, the current systematic review and meta-analysis highlighted that 24 h urinary potassium excretion was not correlated with SBP, DBP, and risk of hypertension. However, mean urinary potassium excretion was higher in normotensive individuals compared with hypertensive subjects. In order to better understand the relationship between potassium and BP, it is advisable that future studies consider the impact of different sources of dietary potassium.

Acknowledgment

Students' Research Committee, School of Nutrition and Food Sciences, Isfahan University of Medical Sciences, Isfahan, Iran, supported present study, with research project number, 16821.

Financial support and sponsorship

Nil.

Conflicts of interest

There are no conflicts of interest.

REFERENCES

- D'Elia L, La Fata E, Galletti F, Scalfi L, Strazzullo P. Coffee consumption and risk of hypertension: A dose-response meta-analysis of prospective studies. *Eur J Nutr* 2019;58:271-80.
- Mente A, O'Donnell MJ, Rangarajan S, McQueen MJ, Poirier P, Wielgosz A, *et al.* Association of urinary sodium and potassium excretion with blood pressure. *N Engl J Med* 2014;371:601-11.
- Khalesi S, Sharma S, Irwin C, Sun J. Dietary patterns, nutrition knowledge and lifestyle: Associations with blood pressure in a sample of Australian adults (the Food BP study). *J Hum Hypertens* 2016;30:581-90.
- Lee HA, Park H. Diet-related risk factors for incident hypertension during an 11-year follow-up: The Korean genome epidemiology study. *Nutrients* 2018;10:1077.
- Eckel RH, Jakicic JM, Ard JD, De Jesus JM, Miller NH, Hubbard VS, *et al.* 2013 aha/acc guideline on lifestyle management to reduce cardiovascular risk: A report of the American college of cardiology/American heart association task force on practice guidelines. 2014;63(25 Part B):2960-84.
- Han H, Fang X, Wei X, Liu Y, Jin Z, Chen Q, *et al.* Dose-response relationship between dietary magnesium intake, serum magnesium concentration and risk of hypertension: A systematic review and meta-analysis of prospective cohort studies. *Nutr J* 2017;16:26.
- Zhao X, Zhang Y, Zhang X, Kang Y, Tian X, Wang X, *et al.* Associations of urinary sodium and sodium to potassium ratio with hypertension prevalence and the risk of cardiovascular events in patients with prehypertension. *J Clin Hypertens (Greenwich)* 2017;19:1231-9.
- Burnier M. Should we eat more potassium to better control blood pressure in hypertension? *Nephrol Dial Transplant* 2019;34:184-93.
- Carranza-Leon D, Octaria R, Ormseth MJ, Oeser A, Solus JF, Zhang Y, *et al.* Association between urinary sodium and potassium excretion and blood pressure and inflammation in patients with rheumatoid arthritis. *Clin Rheumatol* 2018;37:895-900.
- Jackson SL, Cogswell ME, Zhao L, Terry AL, Wang CY, Wright J, *et al.* Association between urinary sodium and potassium excretion and blood pressure among adults in the United States: National health and nutrition examination survey, 2014. *Circulation* 2018;137:237-46.
- Joosten Michel M. Urinary potassium excretion and risk of cardiovascular events. *Am J Clin Nutr* 2016;103:1204-12.
- Tasevska N, Runswick SA, Bingham SA. Urinary potassium is as reliable as urinary nitrogen for use as a recovery biomarker in dietary studies of free living individuals. *J Nutr* 2006;136:1334-40.
- Palmer BF, Clegg DJ. Physiology and pathophysiology of potassium homeostasis. *Adv Physiol Educ* 2016;40:480-90.
- Kieneker LM, Gansevoort RT, Mukamal KJ, de Boer RA, Navis G, Bakker SJ, *et al.* Urinary potassium excretion and risk of developing hypertension: The prevention of renal and vascular end-stage disease study. *Hypertension* 2014;64:769-76.
- Palaka E, Grandy S, Darlington O, McEwan P, van Doornewaard A. Associations between serum potassium and adverse clinical outcomes: A systematic literature review. *Int J Clin Pract* 2020;74:e13421.
- Dyer AR, Martin GJ, Burton WN, Levin M, Stamler J. Blood pressure and diurnal variation in sodium, potassium, and water excretion. *J Hum Hypertens* 1998;12:363-71.
- Nakagawa H, Morikawa Y, Okayama A, Fujita Y, Yoshida Y, Mikawa K, *et al.* Trends in blood pressure and urinary sodium and potassium excretion in Japan: Reinvestigation in the 8th year after the Intersalt Study. *J Hum Hypertens* 1999;13:735-41.
- Takemori K, Mikami S, Nihira S, Sasaki N. Relationship of blood pressure to sodium and potassium excretion in Japanese women. *Tohoku J Exp Med* 1989;158:269-81.
- Bulpitt CJ, Broughton PM, Markowe HL, Marmot MG, Rose G, Semmence A, *et al.* The relationship between both sodium and potassium intake and blood pressure in London Civil Servants. A report from the Whitehall Department of Environment Study. *J Chronic Dis* 1986;39:211-9.
- Chien KL, Hsu HC, Chen PC, Su TC, Chang WT, Chen MF, *et al.* Urinary sodium and potassium excretion and risk of hypertension in Chinese: Report from a community-based cohort study in Taiwan. *J Hypertens* 2008;26:1750-6.
- Ge Z, Guo X, Chen X, Tang J, Yan L, Ren J, *et al.* Association between 24 h urinary sodium and potassium excretion and the metabolic syndrome in Chinese adults: The Shandong and Ministry of Health Action on Salt and Hypertension (SMASH) study. *Br J Nutr* 2015;113:996-1002.
- Staessen J, Bulpitt C, Fagard R, Joossens JV, Lijnen P, Amery A. Four urinary cations and blood pressure. A population study in two Belgian towns. *Am J Epidemiol* 1983;117:676-87.
- Stroup DF, Berlin JA, Morton SC, Olkin I, Williamson GD, Rennie D, *et al.* Meta-analysis of observational studies in epidemiology: A proposal for reporting. Meta-analysis Of Observational Studies in Epidemiology (MOOSE) group. *JAMA* 2000;283:2008-12.
- Wells G. The Newcastle-Ottawa Scale (nos) for Assessing the Quality of Non Randomised Studies in Meta-Analyses; 2001. Available from: http://www.ohri.ca/programs/clinical_epidemiology/oxford.asp. [Last accessed on 2017 Dec].
- Modesti PA, Reboldi G, Cappuccio FP, Agyemang C, Remuzzi G, Rapi S, *et al.* Panethnic differences in blood pressure in Europe: A systematic review and meta-analysis. *PLoS One*

- 2016;11:e0147601.
26. Cohen J. *Statistical Power Analysis for the Behavioral Sciences*. Erlbaum: Hillsdale; 1988.
 27. Higgins JP, Thompson SG, Spiegelhalter DJ. A re-evaluation of random-effects meta-analysis. *J Royal Statist Soc* 2009;172:137-59.
 28. Hoosen S, Seedat YK, Bhigjee AI, Neerahoo RM. A study of urinary sodium and potassium excretion rates among urban and rural Zulus and Indians. *J Hypertens* 1985;3:351-8.
 29. Jan RA, Shah S, Saleem SM, Waheed A, Mufti S, Lone MA, *et al.* Sodium and potassium excretion in normotensive and hypertensive population in Kashmir. *J Assoc Physicians India* 2006;54:22-6.
 30. Intersalt: An International Study of Electrolyte Excretion and Blood Pressure. Results for 24 hour urinary sodium and potassium excretion. *J ICRGJBBM* 1988;297:319-28.
 31. Klag MJ, He J, Coresh J, Whelton PK, Chen JY, Mo JP, *et al.* The contribution of urinary cations to the blood pressure differences associated with migration. *Am J Epidemiol* 1995;142:295-303.
 32. Liu LS, Fang WQ, Xie JX. Urinary cations and blood pressure in the Chinese population. *J Cardiovasc Pharmacol* 1990;16 Suppl 8:S65-8.
 33. Maldonado-Martín A, García-Matarín L, Gil-Extremera B, Avivar-Oyonarte C, García-Granados ME, Gil-García F, *et al.* Blood pressure and urinary excretion of electrolytes in Spanish schoolchildren. *J Hum Hypertens* 2002;16:473-8.
 34. Tayo BO, Luke A, McKenzie CA, Kramer H, Cao G, Durazo-Arvizu R, *et al.* Patterns of sodium and potassium excretion and blood pressure in the African Diaspora. *J Hum Hypertens* 2012;26:315-24.
 35. Tian HG, Nan Y, Shao RC, Dong QN, Hu G, Pietinen P, *et al.* Associations between blood pressure and dietary intake and urinary excretion of electrolytes in a Chinese population. *J Hypertens* 1995;13:49-56.
 36. Yamasue K, Hayashi T, Ohshige K, Tochikubo O, Souma T. Are overnight urinary indicators associated with morning blood pressure in the elderly? *Clin Exp Hypertens* 2008;30:13-21.
 37. Yan L, Bi Z, Tang J, Wang L, Yang Q, Guo X, *et al.* Relationships between blood pressure and 24-h urinary excretion of sodium and potassium by body mass index status in Chinese adults. *J Clin Hypertens* 2015;17:916-25.
 38. Zhu KM, He SP, Pan XQ, Zheng XR, Gu YA. The relation of urinary cations to blood pressure in boys aged seven to eight years. *Am J Epidemiol* 1987;126:658-63.
 39. Deng T, Mai Z, Duan X, Zhao Z, Zhu W, Cai C, *et al.* Association between hypertension and 24-h urine composition in adults without urolithiasis in China. *World J Urol* 2020;1-7.
 40. Lemogoum D, Ngatchou W, Bika Lele C, Okalla C, Leeman M, Degaute JP, *et al.* Association of urinary sodium excretion with blood pressure and risk factors associated with hypertension among Cameroonian pygmies and bantus: A cross-sectional study. *BMC Cardiovasc Disord* 2018;18:49.
 41. Modesti PA, Marzotti I, Rapi S, Rogolino A, Cappuccio FP, Zhao D, *et al.* Daily urinary sodium and potassium excretion in Chinese first-generation migrants in Italy. *Int J Cardiol* 2019;286:175-80.
 42. Moliterno P, Álvarez-Vaz R, Pécora M, Luzardo L, Borgarello L, Olascoaga A, *et al.* Blood pressure in relation to 24-h urinary sodium and potassium excretion in a uruguayan population sample. *Int J Hypertens* 2018;2018:6956078.
 43. Group IC. Intersalt: An international study of electrolyte excretion and blood pressure. Results for 24 h urinary sodium and potassium excretion. *BMJ* 1988;297:319-28.
 44. Yan L, Bi Z, Tang J, Wang L, Yang Q, Guo X, *et al.* Relationships between blood pressure and 24-h urinary excretion of sodium and potassium by body mass index status in Chinese adults. *J Clin Hypertension* 2015;17:916-25.
 45. Eknoyan G, Hostetter T, Bakris GL, Hebert L, Levey AS, Parving HH, *et al.* Proteinuria and other markers of chronic kidney disease: A position statement of the national kidney foundation (NKF) and the national institute of diabetes and digestive and kidney diseases (NIDDK). *Am J Kidney Dis* 2003;42:617-22.
 46. Buemi M, Campo S, Sturiale A, Aloisi C, Romeo A, Nostro L, *et al.* Circadian rhythm of hydration in healthy subjects and uremic patients studied by bioelectrical impedance analysis. *Nephron Physiol* 2007;106:39-44.
 47. Aburto NJ, Hanson S, Gutierrez H, Hooper L, Elliott P, Cappuccio FP. Effect of increased potassium intake on cardiovascular risk factors and disease: Systematic review and meta-analyses. *BMJ* 2013;346:f1378.
 48. Uchiyama M. Risk factors for the development of essential hypertension: Long-term follow-up study in junior high school students in Niigata, Japan. *J Hum Hypertens* 1994;8:323-5.
 49. Watson RL, Langford HG, Abernethy J, Barnes TY, Watson MJ. Urinary electrolytes, body weight, and blood pressure. Pooled cross-sectional results among four groups of adolescent females. *Hypertension* 1980;2:93-8.
 50. Mente A, Irvine EJ, Honey RJ, Logan AG. Urinary potassium is a clinically useful test to detect a poor quality diet. *J Nutr* 2009;139:743-9.
 51. Sainani KL. Clinical versus statistical significance. *PM&R* 2012;4:442-5.
 52. Palmer BF, JotASoN. Regulation of potassium homeostasis. *Clin J Am Soc Nephrol* 2015;10:1050-60.
 53. Binia A, Jaeger J, Hu Y, Singh A, Zimmermann D. Daily potassium intake and sodium-to-potassium ratio in the reduction of blood pressure: A meta-analysis of randomized controlled trials. *J Hypertens* 2015;33:1509-20.
 54. Cappuccio FP, MacGregor GA. Does potassium supplementation lower blood pressure? A meta-analysis of published trials. In: *Does Potassium Supplementation Lower Blood Pressure? J Hypertens A Meta-Analysis of Published Trials*; 1991.
 55. Whelton PK, He J, Cutler JA, Brancati FL, Appel LJ, Follmann D, *et al.* Effects of oral potassium on blood pressure. Meta-analysis of randomized controlled clinical trials. *JAMA* 1998;280:100.
 56. He FJ, Marciniak M, Carney C, Markandu ND, Anand V, Fraser WD, *et al.* Effects of potassium chloride and potassium bicarbonate on endothelial function, cardiovascular risk factors, and bone turnover in mild hypertensives. *Hypertension* 2010;55:681-8.
 57. Cobb LK, Anderson CA, Elliott P, Hu FB, Liu K, Neaton JD, *et al.* Methodological issues in cohort studies that relate sodium intake to cardiovascular disease outcomes: A science advisory from the American Heart Association. *Circulation* 2014;129:1173-86.
 58. Nabavizadeh P, Ghadermarzi S, Fakhri M. A new method to make 24-h urine collection more convenient: A validity study. *Int J Nephrol* 2014;2014:718147.
 59. Holbrook JT, Patterson KY, Bodner JE, Douglas LW, Veillon C, Kelsay JL, *et al.* Sodium and potassium intake and balance in adults consuming self-selected diets. *Am J Clin Nutr* 1984;40:786-93.
 60. Adrogué HJ, Madias NE. Sodium and potassium in the pathogenesis of hypertension. *N Engl J Med* 2007;356:1966-78.
 61. Esfandiari Z, Badiy M, Mahmoodian P, Sarhangpour R, Yazdani E, Mirlohi M. Simultaneous determination of sodium benzoate, potassium sorbate and natamycin content in Iranian yoghurt drink (doogh) and the associated risk of their intake through doogh consumption. *Iran J Public Health* 2013;42:915-20.